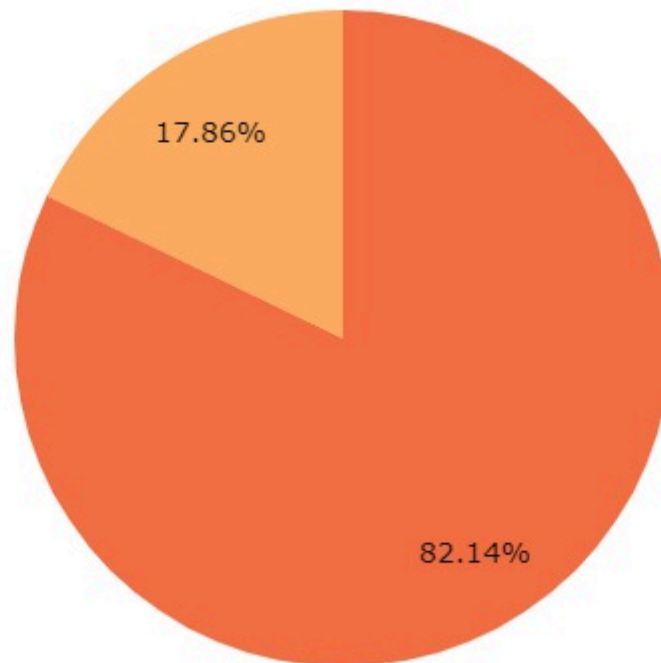


### Q.1

Have you received any of EHS services previously?

Total responses 28

Total skipped 0



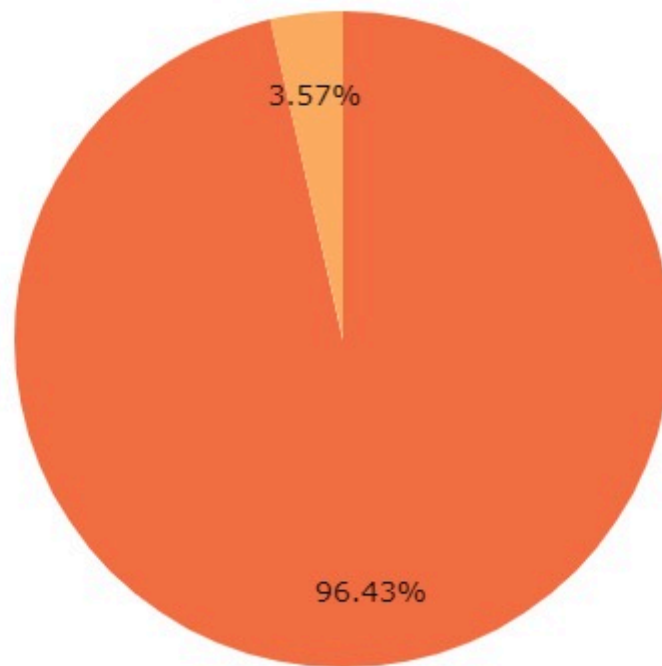
	Yes	82.14 %
	No	17.86 %

---

Q.2 Are you interested in sharing your thoughts about our services?

Total responses 28

Total skipped 0



---

	Yes	96.43 %
	No	3.57 %

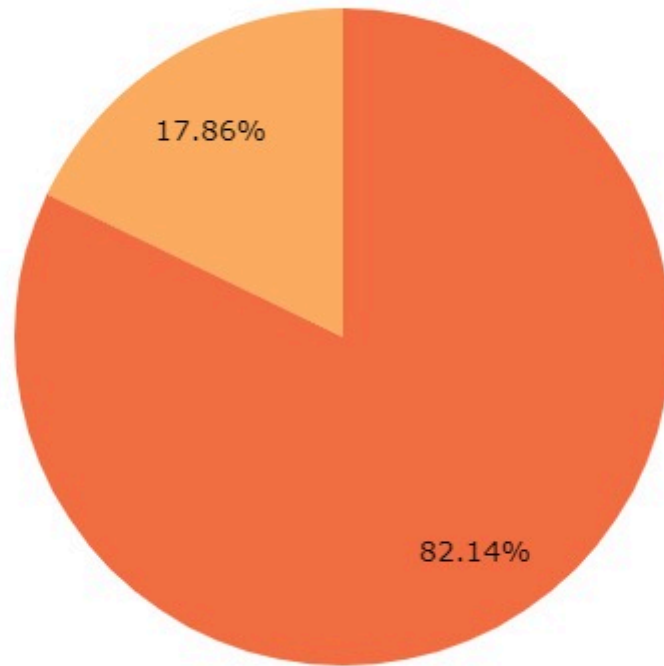
---

Q.3

Would you like to be one of the EHS ambassadors?

Total responses 28

Total skipped 0



---

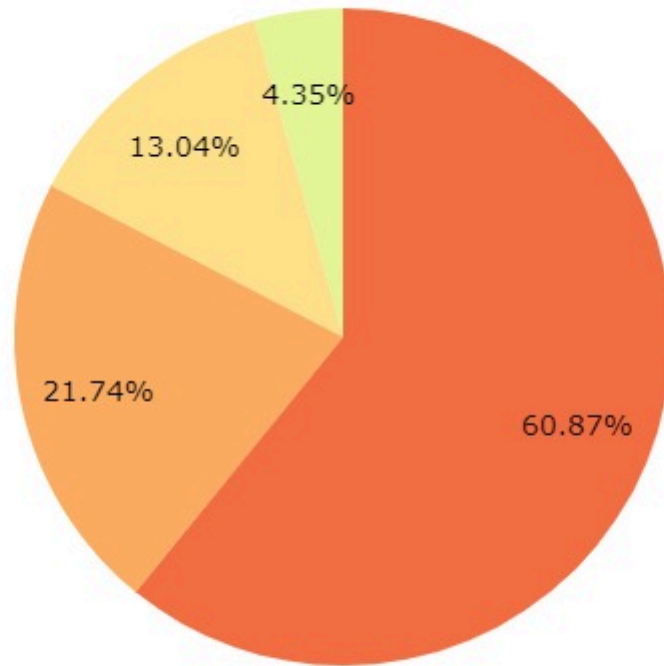
■ Yes	82.14 %
■ No	17.86 %

#### Q.4

How often do you prefer to attend brainstorming sessions?

Total responses 23

Total skipped 5



■ Monthly	60.87 %
■ Quarterly	21.74 %
■ Bi-Yearly	13.04 %
■ Yearly	4.35 %

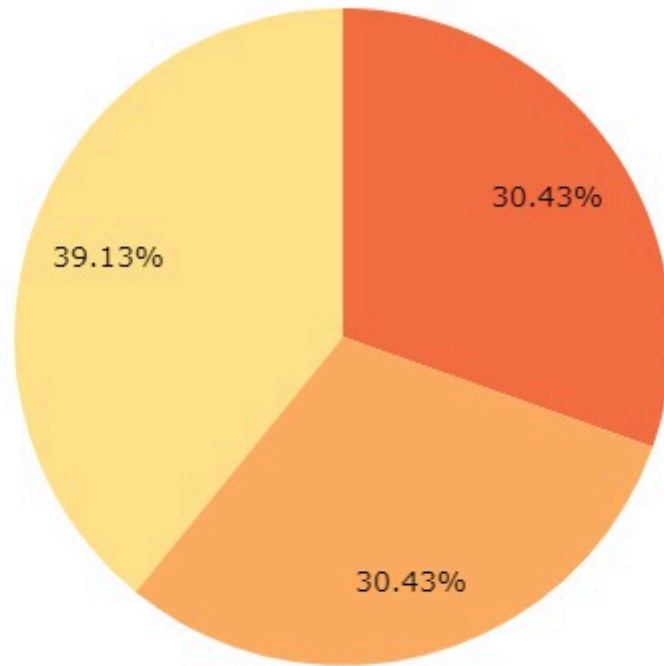
---

Q.5

How do you prefer to conduct the brainstorming sessions?

Total responses 23

Total skipped 5



	In person	30.43 %
	Remotely	30.43 %
	No Preference	39.13 %

---